

Shricon Industries Ltd.

July 19, 2012

To,
The Manager-Department of Corporate Services
Bombay Stock Exchange Limited
Phiroze Jeejeebhoy Towers
Dalal Street, Fort,
Mumbai - 400 001
Fax No.: 022-2272 2037/39/41/61
Email: corp.relations@bseindia.com
BSE Scrip Code: 508961

Dear Sir,

Sub: - Shareholding Pattern for the Quarter ended on June 30, 2012

Pursuant to Clause 35 of the Listing Agreement, please find enclosed herewith certified copy of shareholding pattern of the quarter ended on June 30, 2012.

Thanking you,

Yours faithfully
For Shricon Industries Limited



Om Prakash Maheshwari
Director



Encl: As above

SHRICON INDUSTRIES LTD.

Introductory sub-table (I)(a)


Name of the Company:	SHRICON INDUSTRIES LTD
Scrip Code, Name of the scrip, class of security:	508961
Quarter ended:	30/06/2012

Partly paid-up shares:-	No. of partly paid-up shares	As a % of total no. of partly paid-up shares	As a % of total no. of shares of the company
Held by promoter/promoter group	0	NIL	0
Held by public	0	NIL	0
Total - D	NIL	NIL	NIL

Outstanding convertible securities:-	No. of outstanding securities	As a % of total no. of outstanding convertible securities	As a % of total no. of shares of the company, assuming full conversion of the convertible securities
Held by promoter/promoter group	0	NIL	NIL
Held by public	0	NIL	NIL
Total - E	NIL	NIL	NIL

Warrants:-	No. of warrants	As a % of total no. of warrants	As a % of total no. of shares of the company, assuming full conversion of warrants
Held by promoter/promoter group	0	NIL	NIL
Held by public	0	NIL	NIL
Total - F	NIL	NIL	NIL

Total paid-up capital of the company, assuming full conversion of warrants and convertible securities	1240000
---	---------



[Handwritten signature]

SHRICON INDUSTRIES LTD.

Statement Showing Shareholding Pattern								
Category code	Category of Shareholder	Number of Shareholders	Table (I)(a)		Total shareholding as a percentage of total number of shares		Shares Pledged or otherwise encumbered	
			Total number of shares	Number of shares held in dematerialized form	As a percentage of (A+B) ¹	As a percentage of (A+B+C)	Number of shares	As a percentage
(A)	Shareholding of Promoter and Promoter Group²							
1	Indian							
(a)	Individuals/ Hindu Undivided Family	2	364100	364100	29.36	29.36	0	
(b)	Central Government/ State Government(s)	0	0	0	0.00	0.00	0	
(c)	Bodies Corporate	2	357280	357280	28.81	28.81	0	
(d)	Financial Institutions/ Banks	0	0	0	0.00	0.00	0	
(e)	Any Others (Specify)	0	0	0	0.00	0.00	0	
(e-i)	Other Individuals	0	0	0	0.00	0.00	0	
(e-ii)	Mutual Fund	0	0	0	0.00	0.00	0	
(e-iii)	Body Corp in Concert	0	0	0	0.00	0.00	0	
(e-iv)	Non Government Institutions	0	0	0	0.00	0.00	0	
	Sub Total (A)(1)	4	721380	721380	58.18	58.18	0	0.00
2	Foreign							
a	Individuals (Non-Residents Individuals/ Foreign Individuals)	0	0	0	0.00	0.00	0	
b	Bodies Corporate	0	0	0	0.00	0.00	0	
c	Institutions	0	0	0	0.00	0.00	0	
d	Any Others (Specify)	0	0	0	0.00	0.00	0	
	Sub Total (A)(2)	0	0	0	0.00	0.00	0	0
	Total Shareholding of Promoter and Promoter Group (A)- (A)(1)+(A)(2)	4	721380	721380	58.18	58.18	0	0.00
(B)	Public shareholding							
1	Institutions							
(a)	Mutual Funds/ UTI	0	0	0	0.00	0.00	0	
(b)	Financial Institutions/ Banks	0	0	0	0.00	0.00	0	
(c)	Central Government/ State Government(s)	0	0	0	0.00	0.00	0	
(d)	Venture Capital Funds	0	0	0	0.00	0.00	0	
(e)	Insurance Companies	0	0	0	0.00	0.00	0	
(f)	Foreign Institutional Investors	0	0	0	0.00	0.00	0	
(g)	Foreign Venture Capital Investors	0	0	0	0.00	0.00	0	
(h)	Any Other (specify)	0	0	0	0.00	0.00	0	
	Sub-Total (B)(1)	0	0	0	0.00	0.00	0	0
B 2	Non-Institutions							
(a)	Bodies Corporate	12	129743	128993	10.46	10.46	0	
(a-i)	Corporate Client Bene	0	0	0	0.00	0.00	0	
(a-ii)	Corporate client Margin	0	0	0	0.00	0.00	0	
(a-iii)	Corporate Body (Offer)	0	0	0	0.00	0.00	0	
(b)	Individuals							
I	Individuals -i. Individual shareholders holding nominal share capital up to Rs 1 lakh	124	272277	241547	21.96	21.96	0	
II	ii. Individual shareholders holding nominal share capital in excess of Rs. 1 lakh	6	116600	73600	9.40	9.40	0	
(c)	Any Other (specify)	0	0	0	0.00	0.00	0	
(c-i)	NRI Individuals (Non Rep)	0	0	0	0.00	0.00	0	
(c-ii)	OCB	0	0	0	0.00	0.00	0	
(c-iii)	Foreign Bodies	0	0	0	0.00	0.00	0	
(c-iv)	NRI (Repatriation)	0	0	0	0.00	0.00	0	
	Sub-Total (B)(2)	142	518620	444040	41.82	41.82	0	0
(B)	Total Public Shareholding (B)- (B)(1)+(B)(2)	142	518620	444040	41.82	41.82	0	0
	TOTAL (A)+(B)	146	1240000	1165420	100.00	100.00	0	0
(C)	Shares held by Custodians and against which Depository Receipts have been issued							
(1)	Promoter and Promoter Group	0	0	0	0.00	0.00	0	
(2)	Public	0	0	0	0.00	0.00	0	
	GRAND TOTAL (A)+(B)+(C)	146	1240000	1165420	100	100	0	0.00

[Handwritten Signature]



Registered Office: 23/25, Dhun Building, Office No. 102, 1st Floor, Janbhumi Marg, Janam Bhumi Tower, Fort, Mumbai-400 023

Corporate Office: W2B, Shakti Nagar, Kota, Rajasthan-324009

Phone: +91 744 250 0092, 250 0492, 0692


Website: www.shricon.in, Email: investor.shricon@gmail.com

SHRICON INDUSTRIES LTD.

SHRICON INDUSTRIES

(10b) LTD
category "Promoter and
Promoter Group."

Sr. No.	Name of the shareholder	Details of Shares held		Encumbered shares (*)			Details of warrants		Details of convertible securities		Total shares (including underlying shares assuming full conversion of warrants and convertible securities) as a % of diluted share capital
		Number of shares held	As a % of grand total (A)+(B)+(C)	No.	As a percentage	As a % of grand total (A)+(B)+(C) of sub-clause (I)(a)	Number of warrants held	As a % total number of warrants of the same class	Number of convertible securities held	As a % total number of convertible securities of the same class	
(i)	(ii)	(iii)	(iv)	(v)	$(v) \div (v) \times 100$	(vi)	(vii)	(viii)	(ix)	(x)	(xi)
1	IMPERIAL INFIN PRIVATE LTD	125000	10.080645	0	0.00	0.000000	0	0.000000	0	0.000000	10.080645
2	NAVAL MAHESHWARI	182050	14.681452	0	0.00	0.000000	0	0.000000	0	0.000000	14.681452
3	OM PRAKASH MAHESHWARI	182050	14.681452	0	0.00	0.000000	0	0.000000	0	0.000000	14.681452
4	WELLWIN TECHNOLOGIES LTD	232280	18.732258	0	0.00	0.000000	0	0.000000	0	0.000000	18.732258
Total		721380	58.175807	0	0.00	0.000000	0	0.000000	0	0.000000	58.175807



Registered Office: 23/25, Dhun Building, Office No. 102, 1st Floor, Janbhumi Marg, Janam Bhumi Tower, Fort, Mumbai-400 023

Corporate Office: 112B, Shakti Nagar, Kota, Rajasthan-324009


Phone: +91 744 250 0092, 250 0492, 0692

Website: www.shricon.in, Email: investor.shricon@gmail.com

SHRICON INDUSTRIES LTD.

(D)(c)(i) **SHRICON INDUSTRIES LTD**
category "Public" and holding more than 1% of the total number of shares

Sr. No.	Name of the shareholder	Number of shares held	Shares as a percentage of total number of shares {i.e., Grand Total (A)+(B)+(C) indicated in Statement at para (D)(a) above}	Details of warrants		Details of		Total shares (including underlying shares assuming full conversion of warrants and convertible securities) as a % of diluted share capital
				Number of warrants held	As a % total number of warrants of the same class	Number of convertible securities held	% w.r.t total number of convertible securities of the same class	
1	EXPRESS BUILDCON PVT LTD	28900	2.330645	0	0.000000	0	0.000000	2.330645
2	SWASTIKA INVESTMART LIMITED	49150	3.96371	0	0.000000	0	0.000000	3.963710
3	SWASTIKA INVESTMART LIMITED	29557	2.383629	0	0.000000	0	0.000000	2.383629
4	SANJAY KUMAR AGARWAL	14000	1.129032	0	0.000000	0	0.000000	1.129032
5	BAJRANG LAL GUPTA	30000	2.419355	0	0.000000	0	0.000000	2.419355
6	NIRMALA RATHORE	17500	1.41129	0	0.000000	0	0.000000	1.411290
7	Jointly With SHRINATH RATHORE MEENA SOMANI	25300	2.040323	0	0.000000	0	0.000000	2.040323
8	SHYAMNIWAS SOMANI	17700	1.427419	0	0.000000	0	0.000000	1.427419
Total		212107	17.105403	0	0.000000	0	0.000000	17.105403




SHRICON INDUSTRIES LTD.

(1)(c)(ii) SHRICON INDUSTRIES LTD

PAC) belonging to the category "Public" and holding more than 5% of the total number of shares of the com

Sr. No.	Name(s) of the shareholder(s) and the Persons Acting in Concert (PAC) with them	Number of shares	Shares as a percentage of total number of shares {i.e., Grand Total (A)+(B)+(C) indicated in Statement at para (1)(a) above}	Details of warrants		Details of convertible securities		Total shares (including underlying shares assuming full conversion of warrants and convertible securities) as a % of diluted share capital
				Number of warrants	As a % total number of warrants of the same class	Number of convertible securities held	% w.r.t total number of convertible securities of the same class	
1	NIL	0	0.000000	0	0.000000	0	0.000000	0.000000
Total		0	0.000000	0	0.000000	0	0.000000	0.000000




SHRICON INDUSTRIES LTD.

SHRICON INDUSTRIES LTD

(I)(d) Statement showing details of locked-in shares

Sr. No.	Name of the shareholder	Category	Number of locked-in shares	Locked-in shares as a percentage of total number of shares (i.e., Grand Total (A)+(B)+(C) indicated in Statement at para (I)(a) above)
1	NIL		Nil	Nil
Total			0	0




SHRICON INDUSTRIES LTD.

SHRICON INDUSTRIES LTD

(II)(a) Statement showing details of Depository Receipts (DRs)

Sr. No.	Type of outstanding DR (ADRs, GDRs, SDRs, etc.)	Number of outstanding DRs	Number of shares underlying outstanding DRs	Shares underlying outstanding DRs as a percentage of total number of shares {i.e., Grand Total (A)+(B)+(C) indicated in Statement at para (I)(a) above}
1	NIL	Nil	Nil	Nil
Total		0	0	0

[Handwritten Signature]



SHRICON INDUSTRIES LTD.

SHRICON INDUSTRIES LTD

(II)(b) Statement showing Holding of Depository Receipts (DRs), where underlying shares held by 'promoter/promoter group' are in excess of 1% of the total number of shares

Sr. No.	Name of the DR Holder	Type of outstanding DR (ADRs, GDRs, SDRs, etc.)	Number of shares underlying outstanding DRs	Shares underlying outstanding DRs as a percentage of total number of shares {i.e., Grand Total (A)+(B)+(C) indicated in Statement at para (I)(a) above}
1	NIL		Nil	Nil
Total		0	0	

