

Shricon Industries Ltd.

January 09, 2015

To,
The Manager-Department of Corporate Services
Bombay Stock Exchange Limited
Phiroze Jeejeebhoy Towers
Dalal Street, Fort,
Mumbai – 400 001
Fax No.: 022-2272 2037/39/41/61
Email: corp.relations@bseindia.com
BSE Scrip Code: 508961

Dear Sir,

Sub: - Shareholding Pattern for the Quarter ended on December 31, 2014

Pursuant to Clause 35 of the Listing Agreement, please find enclosed herewith certified copy of shareholding pattern of the quarter ended on December 31, 2014.

Thanking you,

Yours faithfully
For Shricon Industries Limited



Om Prakash Maheshwari
Director



Encl: As above

Registered Office: 112B, Shakti Nagar, Kota, Rajasthan-324009, Phone: +91 744 250 0092, 250 0492, 0692

Website: www.shricon.in, Email: investor.shricon@gmail.com

CIN No.:L45200RJ1984PLC040606

Introductory sub-table (I)(a)

Name of the Company:	SHRICON INDUSTRIES LTD
Scrip Code, Name of the scrip, class of security:	508961
Quarter ended:	31/12/2014

Partly paid-up shares:-	No. of partly paid-up shares	As a % of total no. of partly paid-up shares	As a % of total no. of shares of the company
Held by promoter/promoter group	0	NIL	0
Held by public	0	NIL	0
Total - D	NIL	NIL	NIL

Outstanding convertible securities:-	No. of outstanding securities	As a % of total no. of outstanding convertible securities	As a % of total no. of shares of the company, assuming full conversion of the convertible securities
--------------------------------------	-------------------------------	---	--

Held by promoter/promoter group	0	NIL	NIL
Held by public	0	NIL	NIL
Total - E	NIL	NIL	NIL

Warrants:-	No. of warrants	As a % of total no. of warrants	As a % of total no. of shares of the company, assuming full conversion of warrants
------------	-----------------	---------------------------------	--

Held by promoter/promoter group	0	NIL	NIL
Held by public	0	NIL	NIL
Total - F	NIL	NIL	NIL


Total paid-up capital of the company, assuming full conversion of warrants and convertible securities	1240000		
---	---------	--	--



Statement Showing Shareholding Pattern

Category code	Category of Shareholder	Number of Shareholders	Table (I)(a)		Total shareholding as a percentage of total number of shares		Shares Pledged or otherwise encumbered	
			Total number of shares	Number of shares held in dematerialized form	As a percentage of(A+B) ¹	As a percentage of (A+B+C)	Number of shares	As a percentage
(A)	Shareholding of Promoter and Promoter Group²							
1	Indian							
(a)	Individuals/ Hindu Undivided Family	3	374838	374838	30.23	30.23	0	
(b)	Central Government/ State Government(s)	0	0	0	0.00	0.00	0	
(c)	Bodies Corporate	2	357280	357280	28.81	28.81	0	
(d)	Financial Institutions/ Banks	0	0	0	0.00	0.00	0	
(e)	Any Others(Specify)	0	0	0	0.00	0.00	0	
(e-i)	Other Individuals	0	0	0	0.00	0.00	0	
(e-ii)	Mutual Fund	0	0	0	0.00	0.00	0	
(e-iii)	Body Corp in Concert	0	0	0	0.00	0.00	0	
(e-iv)	Non Government Institutions	0	0	0	0.00	0.00	0	
	Sub Total(A)(1)	5	732118	732118	59.04	59.04	0	0.00
2	Foreign							
a	Individuals (Non-Residents Individuals/ Foreign Individuals)	0	0	0	0.00	0.00	0	
b	Bodies Corporate	0	0	0	0.00	0.00	0	
c	Institutions	0	0	0	0.00	0.00	0	
d	Any Others(Specify)	0	0	0	0.00	0.00	0	
	Sub Total(A)(2)	0	0	0	0.00	0.00	0	
	Total Shareholding of Promoter and Promoter Group (A)= (A)(1)+(A)(2)	5	732118	732118	59.04	59.04	0	0.00
(B)	Public shareholding							
1	Institutions							
(a)	Mutual Funds/ UTI	0	0	0	0.00	0.00		
(b)	Financial Institutions / Banks	0	0	0	0.00	0.00		
(c)	Central Government/ State Government(s)	0	0	0	0.00	0.00		
(d)	Venture Capital Funds	0	0	0	0.00	0.00		
(e)	Insurance Companies	0	0	0	0.00	0.00		
(f)	Foreign Institutional Investors	0	0	0	0.00	0.00		
(g)	Foreign Venture Capital Investors	0	0	0	0.00	0.00		
(h)	Any Other (specify)	0	0	0	0.00	0.00		
	Sub-Total (B)(1)	0	0	0	0.00	0.00		


B 2	Non-institutions							
(a)	Bodies Corporate	16	131023	130173	10.57	10.57		
(a-i)	Corporate Client Bene	0	0	0	0.00	0.00		
(a-ii)	Corporate client Margin	0	0	0	0.00	0.00		
(a-iii)	Corporate Body (Offer)	0	0	0	0.00	0.00		
(b)	Individuals				0.00	0.00		
I	Individuals -i. Individual shareholders holding nominal share capital up to Rs 1 lakh	133	260259	229519	20.99	20.99		
II	ii. Individual shareholders holding nominal share capital in excess of Rs. 1 lakh	6	116600	73600	9.40	9.40		
(c)	Any Other (specify)	0	0	0	0.00	0.00		
(c-i)	NRI Individuals (Non Rep)	0	0	0	0.00	0.00		
(c-ii)	OCB	0	0	0	0.00	0.00		
(c-iii)	Foreign Bodies	0	0	0	0.00	0.00		
(c-iv)	NRI (Repatriation)	0	0	0	0.00	0.00		
	Sub-Total (B)(2)	155	507882	433292	40.96	40.96		
(B)	Total Public Shareholding (B)= (B)(1)+(B)(2)	155	507882	433292	40.96	40.96		
	TOTAL (A)+(B)	160	1240000	1165410	100.00	100.00		
(C)	Shares held by Custodians and against which Depository Receipts have been issued							
(1)	Promoter and Promoter Group	0	0	0		0.00		
(2)	Public	0	0	0		0.00		
	GRAND TOTAL (A)+(B)+(C)	160	1240000	1165410		100	0	0.00



(1)(b) **SHRICON INDUSTRIES LTD**
category "Promoter and Promoter Group"

Sr. No.	Name of the shareholder	Pan No.	Details of Shares held		Encumbered shares (*)			Details of warrants		Details of convertible securities		Total shares (including underlying shares assuming full conversion of warrants and convertible securities) as a % of diluted share capital
			Number of shares held	As a % of grand total (A)+(B)+(C)	No.	As a percentage	As a % of grand total (A)+(B)+(C) of sub-clause (I)(a)	Number of warrants held	As a % total number of warrants of the same class	Number of convertible securities held	As a % total number of convertible securities of the same class	
(P)	(Q)	(R)	(S)	(T)	(U)	(V)=(U/(S+T))*100	(W)	(X)	(Y)	(Z)	(AA)	(AB)
1	IMPERIAL INFIN PRIVATE LTD	AAAC14807J	125000	10.08	0	0.00	0.000000	0	0.000000	0	0.000000	10.080643
2	NAWAL KISHORE MAHESHWARI	ABGPM1388N	182050	14.68	0	0.00	0.000000	0	0.000000	0	0.000000	14.681452
3	OM PRAKASH MAHESHWARI	ABHPM3580H	182050	14.68	0	0.00	0.000000	0	0.000000	0	0.000000	14.681452
4	PRAMOD MAHESHWARI	ABYPM2876K	10738	0.87	0	0.00	0.000000	0	0.000000	0	0.000000	0.865968
5	PRAMOD MAHESHWARI	ABYPM2876K	10738	0.87	0	0.00	0.000000	0	0.000000	0	0.000000	0.865968
5	WELLWIN TECHNOLOGIES LTD	AAECS7604P	232280	18.73	0	0.00	0.000000	0	0.000000	0	0.000000	18.732258
Total			732118	59.04	0	0.00	0.000000	0	0.000000	0	0.000000	59.041775

Amal



(I)(c)(i) **SHRICON INDUSTRIES LTD**
 category "Public" and holding more than 1% of the total number of shares

Sr. No.	Name of the shareholder	Pan No.	Number of shares held	Shares as a percentage of total number of shares (i.e., Grand Total (A)+(B)+(C) indicated in Statement at para (I)(a) above)	Details of warrants		Details of convertible		Total shares (including underlying shares assuming full conversion of warrants and convertible securities) as a % of diluted share capital
					Number of warrants held	As a % total number of warrants of the same class	Number of convertible securities held	% w.r.t total number of convertible securities of the same class	
1	EXPRESS BUILDCON PVT LTD	AABCE5558M	28900	2.330645	0	0.000000	0	0.000000	2.330645
2	SWASTIKA INVESTMART LTD	AABCS6585J	49150	3.96371	0	0.000000	0	0.000000	3.963710
3	SWASTIKA INVESTMART LIMITED	AABCS6585J	28752	2.31871	0	0.000000	0	0.000000	2.318710
4	SANJAY KUMAR AGARWAL	ACWPA3739Q	14000	1.129032	0	0.000000	0	0.000000	1.129032
5	BAJRANG LAL GUPTA	ABZPG0832A	30000	2.419355	0	0.000000	0	0.000000	2.419355
6	NIRMALA RATHORE	AJOPP5422G	17500	1.41129	0	0.000000	0	0.000000	1.411290
7	Jointly With SHRINATH RATHORE MEENA SOMANI		25300	2.040323	0	0.000000	0	0.000000	2.040323
8	SHYAMNIWAS SOMANI		17700	1.427419	0	0.000000	0	0.000000	1.427419
Total			211302	17.040484	0	0.000000	0	0.000000	17.040484

Shricon



(1)(c)(ii) **SHRICON INDUSTRIES LTD**

PAC) belonging to the category "Public" and holding more than 5% of the total number of shares of the company


Sr. No.	Name(s) of the shareholder(s) and the Persons Acting in Concert (PAC) with them	Pan No.	Number of shares	Shares as a percentage of total number of shares (i.e., Grand Total (A)+(B)+(C) indicated in Statement at para (1)(a) above)	Details of warrants		Details of convertible securities		Total shares (including underlying shares assuming full conversion of warrants and convertible securities) as a % of diluted share capital
					Number of warrants	As a % total number of warrants of the same class	Number of convertible securities held	% w.r.t total number of convertible securities of the same class	
1	NIL		0	0.000000	0	0.000000	0	0.000000	0.000000
Total			0	0.000000	0	0.000000	0	0.000000	0.000000

Shricon



SHRICON INDUSTRIES LTD**(I)(d) Statement showing details of locked-in shares**

Sr. No.	Name of the shareholder	Pan No.	Number of locked-in shares	Locked-in shares as a (%) percentage of total number of shares {i.e., Grand Total (A)+(B)+(C) indicated in Statement at para (I)(a) above}	Promoter / Promoter Group / Public
1	NIL		Nil	Nil	Public
Total			0	0	



SHRICON INDUSTRIES LTD**(II)(a) Statement showing details of Depository Receipts (DRs)**

Sr. No.	Type of outstanding DR (ADRs, GDRs, SDRs, etc.)	Number of outstanding DRs	Number of shares underlying outstanding DRs	Shares underlying outstanding DRs as a percentage of total number of shares (i.e., Grand Total (A)+(B)+(C) indicated in Statement at para (I)(a) above}
1	NIL	Nil	Nil	Nil
Total		0	0	0



SHRICON INDUSTRIES LTD

(II)(b) Statement showing Holding of Depository Receipts (DRs), where underlying shares held by 'promoter/promoter group' are in excess of 1% of the total number of shares

Sr. No.	Name of the DR Holder	Type of outstanding DR (ADRs, GDRs, SDRs, etc.)	Number of shares underlying outstanding DRs	Shares underlying outstanding DRs as a percentage of total number of shares {i.e., Grand Total (A)+(B)+(C) indicated in Statement at para (I)(a) above}
1	NIL		Nil	Nil
Total			0	0

